

CAMILLA

372-02-VPB

Embodying easy elegance, Camilla explores the relationship between natural stone and sleek metal. A translucent alabaster tube is wrapped by timeless Vintage Brass forms that resemble leaves. Paying homage to nature through both materiality and form, this sconce emanates serenity from within.

*Due to the one-of-a-kind nature of the medium, exact colors and patterns may vary slightly from the image shown.

FINISHES

VINTAGE POLISHED BRASS

Coastal Suitable Finish (EPM): No

DIMENSIONS

Height: 28.75"

Width/Diameter: 4.75"

Canopy/Backplate: 4.75"

Product Weight: 11.22lb

Extension: 5.5"

Top to Center: 14.25"

Canopy/Backplate Shape: Oval

Sloped Ceiling Compatible: No

Living Finish: No

Uplight Only: No

Shade

Shade 1: Alabaster

Shade 1 Top Width: 3.25"

Shade 1 Bottom L/W: 0" / 3.25"

Shade 1 Height: 14"

ELECTRICAL



Bulb 1

Bulb Included: No

Socket: E26 Medium Base

Bulb Type: T10-9

Max Wattage: 15

Bulb Quantity: 2

Bulb Included: No

Wire Length: 7"

Cord Type: B & W TEFLON W/ GROUND WIRE

Gem Box Required (2"x3"): No

Dark Sky: No

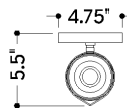
SHIPPING

Carton 1: 20" x 18" x 8"

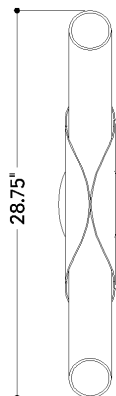
Carton 1 Weight: 14lb

Shipping Method: Ground

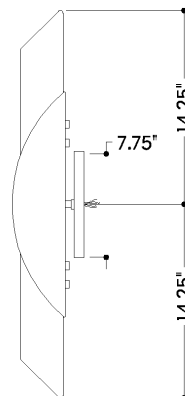
Country of Origin: VN



TOP



FRONT



SIDE

HUDSON VALLEY
LIGHTING GROUP

| hvlgroup.com | 1.800.814.3993

REVISED 3.11.2022