

ANDERSEN

B4314-PBR/BRZ

Inspired by the mid-century designs of Serge Mouille, this industrial-style family makes a statement with its sprawling yet delicate arms. Each shade features a slot for the arm to pass through, partially exposing the bulb. A mix of Patina Brass and Bronze finishes adds a sense of depth to the modern style of these fixtures. While the 1-light sconce features an adjustable arm, the 3 and 5-light chandeliers are cantilevered and reinforced by wire braces.

FINISHES

PATINA BRASS w/ BRONZE

Coastal Suitable Finish (EPM): No

DIMENSIONS

Height: 14"

Width/Diameter: 5.75"

Canopy/Backplate: 6.75"

Product Weight: 4.95lb

Extension: 28.75"

Top to Center: 3.25"

Canopy/Backplate Shape: Rectangle

Sloped Ceiling Compatible: No

Living Finish: No

Uplight Only: No

Shade

Shade 1: Steel

Shade 1 Finish: Bronze

Shade 1 Bottom L/W: 0" / 5.75"

Shade 1 Height: 9.75"

ELECTRICAL



Bulb 1

Bulb Included: No

Socket: E26 Medium Base

Bulb Type: A19

Max Wattage: 15

Bulb Quantity: 1

Wire Length: 7"

Cord Type: B & W TEFLON W/ GROUND WIRE

Switch Type: ON/OFF SWITCH ON FIXTURE

Gem Box Required (2"x3"): No

Dark Sky: No

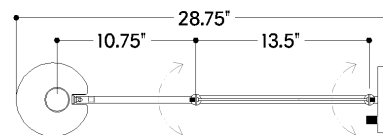

SHIPPING

Carton 1: 19" x 11" x 10"

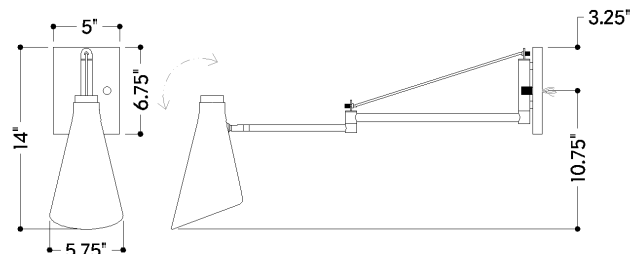
Carton 1 Weight: 9lb

Shipping Method: Ground

Country of Origin: VN



TOP



FRONT

SIDE