

ANDERSEN

B4314-PBR/BRZ

Inspired by the mid-century designs of Serge Mouille, this industrial-style family makes a statement with its sprawling yet delicate arms. Each shade features a slot for the arm to pass through, partially exposing the bulb. A mix of Patina Brass and Bronze finishes adds a sense of depth to the modern style of these fixtures. While the 1-light sconce features an adjustable arm, the 3 and 5-light chandeliers are cantilevered and reinforced by wire braces.

FINISHES


PATINA BRASS w/ BRONZE

DIMENSIONS

Height: 14"
Width/Diameter: 5.75"
Canopy/Backplate: 6.75"
Product Weight: 4.95lb
Extension: 28.75"
Top to Center: 3.25"
Canopy/Backplate Shape: Rectangle
Sloped Ceiling Compatible: No
Living Finish: No
Uplight Only: No

Shade

Shade 1: Steel
Shade 1 Finish: Bronze
Shade 1 Bottom L/W: 0" / 5.75"
Shade 1 Height: 9.75"



ELECTRICAL

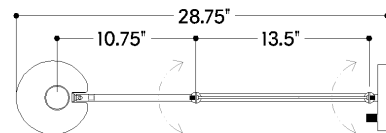


Bulb 1

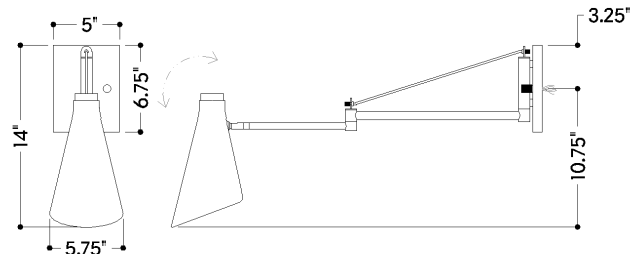
Bulb Included: No
Socket: E26 Medium Base
Bulb Type: A19
Max Wattage: 15
Bulb Quantity: 1
Wire Length: 7"
Cord Type: B & W TEFLON W/ GROUND WIRE
Switch Type: ON/OFF SWITCH ON FIXTURE
Gem Box Required (2"x3"): No
Dark Sky: No

SHIPPING

Carton 1: 19" x 11" x 10"
Carton 1 Weight: 9lb
Shipping Method: Ground
Country of Origin: VN



TOP



FRONT

SIDE