

SOLIE

H1002101-AGB

Inspired by the natural world, Solie incorporates playful, organic elements in both its form and format. The focus lies on the flower-shaped shades, which are handcrafted from twisted palm leaves. The uniformity of the weave reflects the artisans' expertise, lending Solie a tailored, upscale appearance. Available as either a sconce or a pendant, Solie brings a dose of refreshment that brightens up any space.

*Due to the one-of-a-kind nature of the medium, exact colors and patterns may vary slightly from the image shown.

FINISHES

AGED BRASS

Coastal Suitable Finish (EPM): No

DIMENSIONS

Height: 9.5"

Width/Diameter: 10"

Canopy/Backplate: 8"

Product Weight: 6.5lb

Extension: 5.5"

Top to Center: 3.75"

Canopy/Backplate Shape: Triangle

Sloped Ceiling Compatible: No

Living Finish: No

Uplight Only: Yes

Shade

Shade 1: Natural Woven

Shade 1 Finish: Light Natural Wicker

Shade 1 Top Width: 10"

Shade 1 Bottom L/W: 0" / 3.25"

Shade 1 Height: 9.5"

ELECTRICAL



Bulb 1

Bulb Included: No

Socket: E12 Candelabra Base

Bulb Type: B11

Max Wattage: 10

Bulb Quantity: 1

Bulb Included: No

Wire Length: 7"

Cord Type: B & W TEFLON W/ GROUND WIRE

Gem Box Required (2"x3"): No

Dark Sky: No

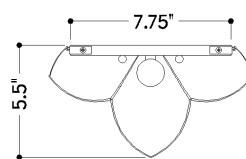
SHIPPING

Carton 1: 23" x 23" x 15"

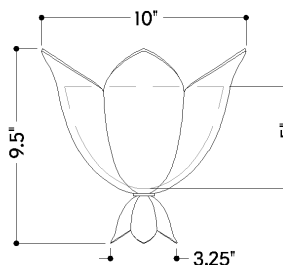
Carton 1 Weight: 7lb

Shipping Method: Ground

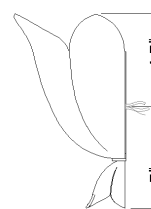
Country of Origin: VN



TOP



FRONT



SIDE

HUDSON VALLEY
LIGHTING GROUP

| hvlgroup.com | 1.800.814.3993

REVISED 3.11.2022